

BUILD A FREE WEBSITE  
OF YOUR OWN ON



# WELCOME TO THE JEFF LAWES VIDEO COLLECTION

**OVER THE PAST FEW YEARS I HAVE MADE  
FOUR VIDEOS OF GUNS THAT HAVE BEEN THROUGH MY HANDS.**

**THESE ARE STILL AVAILABLE**

**CLICK HERE FOR**

1. [CLICK FOR THE HISTORY OF AIRGUNS](#)
2. [CLICK FOR MAINTENANCE No1](#)
3. [CLICK FOR MAINTENANCE No2](#)
4. [CLICK FOR THE Co2 STORY](#)
5. [CLICK TO HAVE A LOOK AT MY CURRENT COLLECTION](#)
6. [CLICK FOR STRANGE GUNS](#)
7. [CLICK FOR AUCTION RESULTS](#)
8. [CLICK FOR OTHER AIRGUN LINKS](#)

**'A HISTORY OF AIR GUNS'**



**THIS SHOWS GUNS FROM 1730 TO DATE**

**APROX 2 HRS**

**[CLICK HERE FOR THE HISTORY OF AIRGUNS](#)**

---

## **TWO TECHNICAL** **VIDEOS**

---

**No 1**



**THIS SHOWS THE INSIDES OF A DOZEN OR SO SPRING AND PNEUMATIC BUTT AND BALL RESERVOIR AIRGUNS AND HOW TO REPAIR THEM**

**APROX 2 HRS**

**[CLICK HERE FOR MAINTAINCE](#)**

**No1**

---

**No 2**



**THIS GOES INSIDE THE 'CROSMAN' 600. THE 'CROSMAN' 451. AND THE 'THEOBEN' GAS RAM. TO SEE HOW THEY WORK & HOW TO REFURBISH THEM. ALSO THERE ARE MANY EXPERIMENTS ON AIR PRESSURES**

**APROX 1HR 20 MINS**

**[CLICK HERE FOR MAINTAINCE](#)**

**No2**

---

**THE FOURTH VIDEO IS**

**THE CO2 STORY**

**ONE HUNDRED YEARS OF DEVELOPMENT**



THIS VIDEO SHOWS THE PATH OF CO2 FROM THE 1880s TO 1990s

DOZENS OF GUNS FROM GIFFARD TO CROSMAN. EL GAMO. & DAISY.

(THANKS TO 'BARNETT' 'SIMMONS' & 'A.S.I.' ) I WILL TAKE YOU THROUGH  
THE ACTIONS AND SET UP OF ALL THE OLD GUNS, YOU WILL SEE THAT MANY OF  
THE NEW IDEAS ARE NOT AS NEW AS ALL THAT

## NEARLY 90 MINS **OF GUNS GUNS GUNS**

USING MY LARGE COLLECTION OF CO2 GUNS I TAKE YOU THROUGH A SHORT HISTORY

APROX 1 1/2 HRS

CLICK ON

[Co2 story](#)

---

**£19.95 each-- OR ALL FOUR £70.00 POST PAID**


contact TO

**J.R. LAWES on**

E MAIL me for further information AT [jjjefff@tiscali.co.uk](mailto:jjjefff@tiscali.co.uk)

These videos where made before I sold some of my\_\_collection

1. [CLICK FOR THE HISTORY OF AIRGUNS](#)
2. [CLICK FOR MAINTENANCE No1](#)
3. [CLICK FOR MAINTENANCE No2](#)
4. [CLICK FOR THE Co2 STORY](#)
5. [CLICK TO HAVE A LOOK AT MY CURRENT COLLECTION](#)
6. [CLICK FOR STRANGE GUNS](#)
7. [CLICK FOR AUCTION RESULTS](#)
8. [CLICK FOR OTHER AIRGUN LINKS](#)



BUILD A FREE WEBSITE  
OF YOUR OWN ON

**Angelfire** 

CLICK HERE FOR[ [Home](#) ]

1. [CLICK FOR THE HISTORY OF AIRGUNS](#)
2. [CLICK FOR MAINTENANCE No1](#)
3. [CLICK FOR MAINTENANCE No2](#)
4. [CLICK FOR THE Co2 STORY](#)
5. [CLICK TO HAVE A LOOK AT MY CURRENT COLLECTION](#)
6. [CLICK FOR STRANGE GUNS](#)
7. [CLICK FOR AUCTION RESULTS](#)
8. [CLICK FOR OTHER AIRGUN LINKS](#)

## **THE HISTORY OF AIR GUNS**

**THIS SHOWS GUNS FROM 1730 TO THE PRESENT**







**This is a revue by**

**John Groenewold**

**<http://jgairguns.tripod.com>**

***(JOHN IS A WELL KNOWN AMERICAN AIRGUNSMITH, HIS CATALOGUE FOR SPARES  
IS WELL WORTH SENDING FOR***

## A BRIEF HISTORY OF AIR GUNS

1994 edition

This extraordinary presentation of these wonderful old and modern air weapons is sure to please the new and seasoned collector. This is a rare opportunity to view and obtain an understanding of these beautiful air weapons which can not be obtained from pictures in any book. The only better way to experience these outstanding examples of air gun history is to own them yourself. Since this is impossible for most collectors Jeff Lawes has graciously decided to share his fabulous collection and vast experience,

This VHS video tape showing too many air guns to accurately count is APROX two hours in duration.

with an explanation of how they function. Many are shown assembled & disassembled. Many are also dated and referenced.

The following guns are shown

2 Gallery air guns

1 Bellows air gun

6 Walking stick air guns

8 Butt reservoir air rifles (including some repeaters dating from the eighteenth century and a 3 barreled Hanson)

1 Butt reservoir air pistol

3 Ball reservoir air rifles (including an 1820 George Wallis)

4 Giffards (all different, air and CO2 weapons)

## 19 Crosmans

Hammerli air pistols and air rifles

1 Lincoln - Jefferies (1906)

1 made in Chicago, IL ABT gallery air guns

11 older BSA air guns

6 older Webley air guns

Plus dozens of tin plates including Daisy's, American Dart Company, King, Markham and Sterling BE guns and numerous recent and current production air weapons, including Excellent, Daystate, Gamekeeper, Haenel, Diana, Yewha

SCW, Sheridan, Setra, Sharps, Gems, Benjamins, Healthways, a Lowe, etc.

That impressive list is from the fabulous Jeff Lawes collection and others.

### Some of these guns are now in other hands

Additionally, a similar collection of nineteenth and twentieth century air weapons on display at the Daisy Museum in Rogers, AR are shown. Also included is a tour of the old Beeman Precision Air Guns in San Rafael, CA

including the outstanding collection of Mr. Robert Beeman.

APPROX 1 1/2 HRS

**£19.95 each-- OR ALL FOUR £70.00 POST PAID**

p>

contact J.R. LAWES E MAIL me for further information AT  
jjjefff@tiscali.co.uk a>

These videos where made before I sold some of my collection

CLICK HERE FOR[ [Home](#) ]

1. [CLICK FOR THE HISTORY OF AIRGUNS](#)
2. [CLICK FOR MAINTENANCE No1](#)
3. [CLICK FOR MAINTENANCE No2](#)
4. [CLICK FOR THE Co2 STORY](#)
5. [CLICK TO HAVE A LOOK AT MY CURRENT COLLECTION](#)
6. [CLICK FOR STRANGE GUNS](#)
7. [CLICK FOR AUCTION RESULTS](#)
8. [CLICK FOR OTHER AIRGUN LINKS](#)



BUILD A FREE WEBSITE  
OF YOUR OWN ON

**Angelfire** 

CLICK HERE FOR[ [Home](#) ]

1. [CLICK FOR THE HISTORY OF AIRGUNS](#)
2. [CLICK FOR MAINTENANCE No1](#)
3. [CLICK FOR MAINTENANCE No2](#)
4. [CLICK FOR THE Co2 STORY](#)
5. [CLICK TO HAVE A LOOK AT MY CURRENT COLLECTION](#)
6. [CLICK FOR STRANGE GUNS](#)
7. [CLICK FOR AUCTION RESULTS](#)
8. [CLICK FOR OTHER AIRGUN LINKS](#)

## **TECHNICAL VIDEO**

### **No 1**

**SHOWS THE INSIDES OF A DOZEN OR SO SPRING AND PNEUMATIC BUTT AND  
BALL RESERVOIR AIRGUNS AND HOW TO REPAIR THEM**

**APROX 2 HRS**



# This is a revue by

## John Groenewold

*JOHN IS A WELL KNOWN AMERICAN AIRGUNSMITH, HIS CATALOGUE FOR SPARES  
IS WELL WORTH SENDING FOR*

<http://jgairguns.tripod.com>

October 1994 edition

In this highly technical video Jeff Lawes, one of England's prominent collectors and airgunsmiths explains the inner workings of numerous air guns. Numerous air guns are shown disassembled and the valve mechanisms are thoroughly studied and explained. Some pointers for disassembly and reassembly are also given.



Additionally,

Jeff explains how he prepares the metal for blueing and how he blues air guns. Several air guns are used as examples of this process. Jeff also demonstrates his method of stock refinishing. the same guns which are reblued are used for this demonstration. Also demonstrated on this tape is how Jeff replaces piston springs without the use of a spring compressor.

The valve mechanisms disassembly and re-assemble of the following guns, is explained in great detail: Webley MK2 Series I          Webley MK2 Series 2,

Webley MK2 Series 3,          Webley MK 1 Pistols,

BSA Airsporter MK1,          BSA Airsporter MK2,

BSA 1920 Model L (Light) BSA 1935 Break barrel,

BSA Meteor,

Benjamin




312,

European Ball Reservoir, European Butt Reservoir and Feltman. machinegun







Jeff's unique, quick method of making and replacing leather piston seals is also shown. Leather piston washers made by this method can not help but fit precisely every time. With Jeff's method there is no "Hole Drilling" in misc. blocks of wood and no trying to find an appropriately sized filler section. No guessing at sizes. Washers/seals made by this method should work every time. Once you see how Jeff makes these washer and seals you'll wonder why you did not think of doing it that way yourself! Just learning how to make your own leather washers/seals is worth the price of the video and will make the video pay for itself over time.

Also shown is how to mold bullets and a demonstration of shooting some of these old air guns. This video contains an unbelievable amount of information and is only one hour and 58 minutes in duration.



---

Price £19.95 p&p paid

CHEQUES TO

**J.R. LAWES**

***/***

OR E MAIL me for further information AT [jjjefff@tiscali.co.uk](mailto:jjjefff@tiscali.co.uk)

---

BACK TO

CLICK HERE FOR[ [Home](#) ]

1. [CLICK FOR THE HISTORY OF AIRGUNS](#)
2. [CLICK FOR MAINTENANCE No1](#)
3. [CLICK FOR MAINTENANCE No2](#)
4. [CLICK FOR THE Co2 STORY](#)
5. [CLICK TO HAVE A LOOK AT MY CURRENT COLLECTION](#)
6. [CLICK FOR STRANGE GUNS](#)
7. [CLICK FOR AUCTION RESULTS](#)
8. [CLICK FOR OTHER AIRGUN LINKS](#)

BUILD A FREE WEBSITE  
OF YOUR OWN ON



CLICK HERE FOR[ [Home](#) ]

1. [CLICK FOR THE HISTORY OF AIRGUNS](#)
2. [CLICK FOR MAINTENANCE No1](#)
3. [CLICK FOR MAINTENANCE No2](#)
4. [CLICK FOR THE Co2 STORY](#)
5. [CLICK TO HAVE A LOOK AT MY CURRENT COLLECTION](#)
6. [CLICK FOR STRANGE GUNS](#)
7. [CLICK FOR AUCTION RESULTS](#)
8. [CLICK FOR OTHER AIRGUN LINKS](#)

**TECHNICAL VIDEO**



**No 2**



**THIS GOES INSIDE THE 'CROSMAN' 600. THE 'CROSMAN' 451. AND THE 'THEOBEN' GAS RAM. TO SEE HOW THEY WORK & HOW TO REFURBISH THEM. ALSO THERE ARE MANY EXPERIMENTS ON AIR PRESSURES**

**APROX 1HR 20 MINS**



**This is a revue by**

# John Groenewold

*JOHN IS A WELL KNOWN AMERICAN AIRGUNSMITH, HIS CATALOGUE FOR SPARES  
IS WELL WORTH SENDING FOR*

<http://jgairguns.tripod.com>

In this *Jeff's* third video, he explains the inner workings of several very complicated air guns. Jeff also explains in detail how to disassemble and reassemble these air guns. Many of the hints and techniques Jeff demonstrates are applicable to a whole range of air guns. Not only are procedures demonstrated but also included are valuable repair techniques and hints.

The air guns Jeff uses for these demonstrations are

**Crosman 600**

**Crosman 451**

**Theoben Gas Ram**

Jeff also conducts several experiments using a Daystate Air Shot Gun

varying caliber and valve exit hole  
diameter .177, .22, .25, .30, and .375.

This gun was chosen for the ease of changing the barrels and which the valve exit hole diameter could be varied. The principles learned from these experiments are of course applicable to all air rifles. From these experiments you will learn the effects of using different caliber barrels on the same gun. You will also learn

how important it is to choose the right caliber air gun to get the desired power. The significance of increasing the valve exit hole, something many airgunsmiths and experimenters, do is also obvious from the experimental data presented in this video.

Accompanying this video are pages of ballistic data for reference and easy look up without having to play the video.

Accompanying this video are pages of ballistic data for reference and easy look up without having to play the video.

Jeff ends this video with a discussion on a Giffard In-Line Pump air pistol and a brief look around his gun room. This will give the viewer an idea of the guns included on the "A Brief History of Air Guns Video" discussed elsewhere in this catalogue. This tape is one hour and twenty three minutes in duration.

**£19.95 each-- OR ALL FOUR £70.00 POST PAID**

OR E MAIL me for further information AT&

CHEQUES TO

**J.R. LAWES**

;

;

OR E MAIL me for further information AT [jjjefff@tiscali.co.uk](mailto:jjjefff@tiscali.co.uk)

These videos where made before I sold some of my collection

BACK TO [Home Page](#)

CLICK HERE FOR[ [Home](#) ]

1. [CLICK FOR THE HISTORY OF AIRGUNS](#)
2. [CLICK FOR MAINTENANCE No1](#)
3. [CLICK FOR MAINTENANCE No2](#)
4. [CLICK FOR THE Co2 STORY](#)
5. [CLICK TO HAVE A LOOK AT MY CURRENT COLLECTION](#)
6. [CLICK FOR STRANGE GUNS](#)
7. [CLICK FOR AUCTION RESULTS](#)
8. [CLICK FOR OTHER AIRGUN LINKS](#)



BUILD A FREE WEBSITE  
OF YOUR OWN ON



CLICK HERE FOR[ [Home](#) ]

1. [CLICK FOR THE HISTORY OF AIRGUNS](#)
2. [CLICK FOR MAINTENANCE No1](#)
3. [CLICK FOR MAINTENANCE No2](#)
4. [CLICK FOR THE Co2 STORY](#)
5. [CLICK TO HAVE A LOOK AT MY CURRENT COLLECTION](#)
6. [CLICK FOR STRANGE GUNS](#)
7. [CLICK FOR AUCTION RESULTS](#)
8. [CLICK FOR OTHER AIRGUN LINKS](#)

[SEE OTHER WEB LINKS](#)

# THE CO2 STORY

ONE HUNDRED YEARS OF

DEVELOPMENT

ANOTHER VIDEO FROM

JEFF LAWES



THIS VIDEO SHOWS THE PATH OF CO2 FROM THE 1880s TO 1990s

DOZENS OF GUNS FROM GIFFARD TO CROSMAN. EL GAMO. & DAISY.

(THANKS TO 'BARNETT' 'SIMMONS' & 'A.S.I.' ) I WILL TAKE YOU THROUGH  
THE ACTIONS AND SET UP OF ALL THE OLD GUNS, YOU WILL SEE THAT MANY OF  
THE NEW IDEAS ARE NOT AS NEW AS ALL THAT



NEARLY 90 MINS **OF GUNS GUNS GUNS**

USING MY LARGE COLLECTION OF CO2 GUNS I TAKE YOU THROUGH A SHORT HISTORY

APROX 1 1/2 HRS



---

**£19.95 each-- OR ALL FOUR £70.00 POST PAID**

OR E MAIL me for further information AT

CHEQUES TO

**J.R. LAWES**

p>

;

font>

p>

p>

OR E MAIL me for further information AT [jjjefff@tiscali.co.uk](mailto:jjjefff@tiscali.co.uk)

These videos where made before I sold some of my collection

CLICK HERE FOR[ [Home](#) ]

1. [CLICK FOR THE HISTORY OF AIRGUNS](#)
2. [CLICK FOR MAINTENANCE No1](#)
3. [CLICK FOR MAINTENANCE No2](#)
4. [CLICK FOR THE Co2 STORY](#)
5. [CLICK TO HAVE A LOOK AT MY CURRENT COLLECTION](#)
6. [CLICK FOR STRANGE GUNS](#)
7. [CLICK FOR AUCTION RESULTS](#)
8. [CLICK FOR OTHER AIRGUN LINKS](#)

BUILD A FREE WEBSITE  
OF YOUR OWN ON

**Angelfire** 

[ [Home](#) ] [ [CLICK FOR NEXT PAGE](#) ]

**JUST A LOOK AT SOME OF MY CURRENT COLLECTION**

**AS IT TAKES TIME TO DOWNLOAD A LOT OF PICTURES. I HAVE MADE  
MY COLLECTION INTO SEVERAL PAGES. TWO FOR RIFLES AND ONE  
FOR PISTOLS. JUST CLICK '[NEXT PAGE](#)' AT THE TOP OF PAGE  
TO CONTINUE**









[ [Home](#) ] [ [CLICK FOR NEXT PAGE](#) ]

**J.R. LAWES**

font>

font>

OR E MAIL me for further information AT [jjjefff@tiscali.co.uk](mailto:jjjefff@tiscali.co.uk)

1. [CLICK FOR THE HISTORY OF AIRGUNS](#)
2. [CLICK FOR MAINTENANCE No1](#)
3. [CLICK FOR MAINTENANCE No2](#)
4. [CLICK FOR THE Co2 STORY](#)
5. [CLICK TO HAVE A LOOK AT MY CURRENT COLLECTION](#)
6. [CLICK FOR STRANGE GUNS](#)
7. [CLICK FOR AUCTION RESULTS](#)
8. [CLICK FOR OTHER AIRGUN LINKS](#)



BUILD A FREE WEBSITE  
OF YOUR OWN ON



CLICK HERE FOR[ [Home](#) ]

1. [CLICK FOR THE HISTORY OF AIRGUNS](#)
2. [CLICK FOR MAINTENANCE No1](#)
3. [CLICK FOR MAINTENANCE No2](#)
4. [CLICK FOR THE Co2 STORY](#)
5. [CLICK TO HAVE A LOOK AT MY CURRENT COLLECTION](#)
6. [CLICK FOR STRANGE GUNS](#)
7. [CLICK FOR AUCTION RESULTS](#)
8. [CLICK FOR OTHER AIRGUN LINKS](#)

'ZAMAS'




**THIS IS ONE OF MY MORE ODD AND RARE GUNS (NOT WORTH MUCH MONEY) BUT  
A GOOD COLLECTORS ITEM FOR SOMEONE LIKE ME, WHO ENJOYS THE  
MECHANICS OF AIRGUNS , IT HAS A TUBE ON THE SIDE THAT HOLDS 80 LEAD  
BALLS, FIRES AS FAST AS YOU CAN PULL THE TRIGGER, IT WORKS ON THE**

**'BLOWBACK VALVE 'SYSTEM, AS IT HAS A LARGE BAULK Co2 RESERVOIR IT  
WILL SHOOT ALL THE MAGAZINE AND SOME MORE**



**THIS IS A CLOSE UP OF THE MAGAZINE AND BOLT**



**THIS SHOWS THE VERY SIMPLE BLOW BACK SYSTEM. PULL THE TRIGGER,  
THE HAMMER IS BLOWN BACK AND THE SPRING CATCHES THE IT READY TO  
BE PULLED AGAIN**

---

**'ARMIGAS'**



**THIS IS A PISTOL THAT WORKS ON THE SAME PRINCIPLE, THE DEFERENCE IS THE  
IT CAN BE LOADED WITH PELLETS USING THE TAP LOADER**



**CLOSE UP OF TAP**

**HAS ANYONE OUT THERE ANY MORE INFORMATION ON THESE GUNS**




THIS IS A CONVERSION OF A 'CROSMAN 600' WITH AN EXTENDED RESERVOIR AND BARREL NOTE  
THE LASER SIGHT AS WELL AS THE TELE SIGHT





ANOTHER CONVERSION OF A '600' BOTH THESE CONVERSIONS WERE MADE SO THAT THE GUNS COULD BE USED ON COMPRESSED AIR THUS MAKING THEM LEGAL IN THE U.K. BEFORE THE LAW WAS CHANGED



CAN ANYONE TELL ME WHO MADE THIS ONE I CALL IT MY PLUMBER'S GUN






THIS IS A 'SETRA' CONVERTED TO COMPRESSED AIR / Co2 NOTE THE SLIDING BLOCK LOADING. I  
COPIED THIS FROM THE 1790 'CONTRINER'

THE 'CROSMAN' 150 IS ONE OF THE MOST USEFUL GUN TO CONVERT



THIS WAS A PUMP UP RAT CATCHER BEFORE I CONVERTED IT IN TO A AIR/Co2 AND MADE THE RESERVOIR LARGER



ANOTHER 'CROSMAN CONVERT

**IF YOU HAVE ANY PICTURES THAT YOU WOULD LIKE TO ADD ON ODD GUNS**

**PLEASE CONTACT ME AT**



J.R. LAWES

p>

font>

font>

font>

>

OR E MAIL me for AT jjjefff@tiscali.co.uk

CLICK HERE FOR[ [Home](#) ]

1. [CLICK FOR THE HISTORY OF AIRGUNS](#)
2. [CLICK FOR MAINTENANCE No1](#)
3. [CLICK FOR MAINTENANCE No2](#)
4. [CLICK FOR THE Co2 STORY](#)
5. [CLICK TO HAVE A LOOK AT MY CURRENT COLLECTION](#)
6. [CLICK FOR STRANGE GUNS](#)
7. [CLICK FOR AUCTION RESULTS](#)


8. [CLICK FOR OTHER AIRGUN LINKS](#)

BUILD A FREE WEBSITE  
OF YOUR OWN ON



CLICK HERE FOR[ [Home](#) ]

1. [CLICK FOR THE HISTORY OF AIRGUNS](#)
2. [CLICK FOR MAINTENANCE No1](#)
3. [CLICK FOR MAINTENANCE No2](#)
4. [CLICK FOR THE Co2 STORY](#)
5. [CLICK TO HAVE A LOOK AT MY CURRENT COLLECTION](#)
6. [CLICK FOR STRANGE GUNS](#)
7. [CLICK FOR AUCTION RESULTS](#)
8. [CLICK FOR OTHER AIRGUN LINKS](#)



## AIRGUN AUCTION

THESE ARE THE HAMMER PRICES

AT THE AUCTION OF MY

**GUNS SOLD AT -'SOTHEBY'S'- ON**

**THE 10 MAY 2000.**

[jefff@jefff.worldonline.co.uk](mailto:jefff@jefff.worldonline.co.uk)



**BOXED THREE BARRELED HANSON,**

**LOT No 918 £2,700.00**



**'DAISY' DOUBLE BARREL BB GUN 'MODEL 21' VERY RARE TIN PLATE**

**LOT No 929 £400.00**



**1910 UNDERLEVER TINPLATE, BY 'DIANA' I HAVE ONLY EVER SEEN JUST THIS ONE**

**LOT No 928 £260.00**



**BARREL RESERVOIR AIRGUN BY 'BATE' CIRCA 1760**

**LOT No 909 £4,300.00**

**LOT No 926 N/S**



**-RARE 'CROSMAN' SLOPPING 'HANGING' BOTTLE CO2**

**LOT No 924 £250.00**



**JUST AS RARE STRAIGHT 'HANGING' BOTTLE BY 'CROSMAN'**

**LOT No 925 £250.00**



**'WOLFF' CALLS THIS A 'PRIMITIVE'**

**LOT No 912 £650.00**



**THIS IS A ' CONCEALED' BUTT RESERVOIR, STILL USING THE  
OLD FLINTLOCK MECHANISM**

**LOT No 915 £1,450.00**





**'STAUDENMAYER' BUTT RESERVOIR--**

**LOT No 911 £1,000.00**



**PISTOL POSSIBLE A 'SCHENK'**

**LOT No 91 £2,450.00**





**THIS IS A GEORGE WALLIS BALL RESERVOIR,-- VERY RARE FINELY MADE GUN  
WITH FLINTLOCK ACTION**

**LOT No 917 £2,300.00**



**MUZZLE LOADING BALL RESERVOIR**

**LOT No 920 £1,200.00**



**TAP LOADING BALL RESERVOIR**

**LOT No 919 £2,100.00**



**GIFFARD IN LINE PUMP. POSSIBLE THE FIRST TYPE GIFFARD.**

**LOT No 921 £880.00**



**BOXED WALKING STICK AIRCANE**

**LOT NO 915 £380.00**



**BENT AIRCANE**

**LOT No 927 £410.00**



**SHOULDER SHOOTING STICK**

**LOT No 923 £580.00**



**'WESTLEY RICHARDS' 'HIGHEST POSSIBLE'**

**LOT No 920 £460.00**



**'CROSMAN' 150 2 STAGE POWER FULL 6LBS**

**LOT No 934 £140.00**



**THIS ONE WAS NOT MADE FOR LONG THE 'SCHIMEL' CO2**

**LOT No 931 £300.00**





**ONE OF FIRST REAL TARGET CO2 PISTOLS 'HAMMERLI' 'SINGLE'**

**LOT No 935 £190.00**



**'BUGLE SPANNER'----- WITH ORIGINAL DOUBLE VOLUTE SPRINGS**

**LOT No 914 £650.00**

**E MAIL me for further information AT [jjjefff@tiscali.co.uk](mailto:jjjefff@tiscali.co.uk)**

**CLICK HERE FOR[ [Home](#) ]**

1. [\*\*CLICK FOR THE HISTORY OF AIRGUNS\*\*](#)
2. [\*\*CLICK FOR MAINTENANCE No1\*\*](#)
3. [\*\*CLICK FOR MAINTENANCE No2\*\*](#)
4. [\*\*CLICK FOR THE Co2 STORY\*\*](#)
5. [\*\*CLICK TO HAVE A LOOK AT MY CURRENT COLLECTION\*\*](#)
6. [\*\*CLICK FOR STRANGE GUNS\*\*](#)
7. [\*\*CLICK FOR AUCTION RESULTS\*\*](#)
8. [\*\*CLICK FOR OTHER AIRGUN LINKS\*\*](#)



BUILD A FREE WEBSITE  
OF YOUR OWN ON



CLICK HERE FOR[ [Home](#) ]

1. [CLICK FOR THE HISTORY OF AIRGUNS](#)
2. [CLICK FOR MAINTENANCE No1](#)
3. [CLICK FOR MAINTENANCE No2](#)
4. [CLICK FOR THE Co2 STORY](#)
5. [CLICK TO HAVE A LOOK AT MY CURRENT COLLECTION](#)
6. [CLICK FOR STRANGE GUNS](#)
7. [CLICK FOR AUCTION RESULTS](#)
8. [CLICK FOR OTHER AIRGUN LINKS](#)

## AIRGUN LINKS

### [John Groenewold](#)

*aaaJOHN IS A WELL KNOWN AMERICAN AIRGUNSMITH, HIS CATALOGUE FOR SPARES  
IS WELL WORTH SENDING FOR*

John now has his own web site

<http://jgairguns.tripod.com>

it is a must if you are looking for spares for American guns

CLICK ON ANY OF THE WEBS BELOW TO SEE THEIR SITES

<http://www.airguns.f9.co.uk>

<http://airgunmags.co.uk>

[American Airgun Field Target](#) Association (this site has many more links)

[Airgun Express](#)

[Airguns of Arizona](#)

[Air Pistol Home Page \(10 meter\)](#)

[Air Rifle Specialists \(Career 707 etc\)](#)

[American Airguns \(much info\)](#)

[Baikal/IZH guns](#)

[Barnes Pneumatic Arms](#)

[Rodney Boyce - Daystate service](#)

[Bryan & Associations \(exotic C02 imports\)](#)

[COMPASSECO \(retail airguns\)](#)

[FSI \(Firearms Supply Inc.\)](#)

[MAC 1 Airguns](#)

[Olympic Rifle Shooting Page](#)

[Whiscombe Air Rifles](#)

<http://www.beemans.net/>

[PRECISION PELLET RWS\(on line cataloge\)](#)

[The Airgun Letter\(a monthly newsletter for airgun users and collectors\)](#)

[U.S. Airgun Magazine](#) (this has dozens of links)

[Vintage Pneumatics Corporation](#)

[World Class Airguns](#)

[Shooters' Gunlinks](#)

IF YOU HAVE AN [AIRGUN](#) SITE THAT YOU WOULD LIKE ME TO INCLUDE CONTACT ME  
ON EMAIL

[jjjefff@tiscali.co.uk](mailto:jjjefff@tiscali.co.uk)

CLICK HERE FOR[ [Home](#) ]

1. [CLICK FOR THE HISTORY OF AIRGUNS](#)
2. [CLICK FOR MAINTENANCE No1](#)
3. [CLICK FOR MAINTENANCE No2](#)

4. [\*\*CLICK FOR THE Co2 STORY\*\*](#)
5. [\*\*CLICK TO HAVE A LOOK AT MY CURRENT COLLECTION\*\*](#)
6. [\*\*CLICK FOR STRANGE GUNS\*\*](#)
7. [\*\*CLICK FOR AUCTION RESULTS\*\*](#)
8. [\*\*CLICK FOR OTHER AIRGUN LINKS\*\*](#)

BUILD A FREE WEBSITE  
OF YOUR OWN ON  
**Angelfire** 

[ [Home](#) ] [ [Up](#) ] [ [CLICK FOR NEXT PAGE](#) ]

*CLICK **'UP'** TO GO BACK*









[ [Home](#) ] [ [Up](#) ] [ [CLICK FOR NEXT PAGE](#) ]

J.R. LAWES

font>

;

;

p>

TEL 01920 462243

OR E MAIL me for further information AT [jjjefff@tiscali.co.uk](mailto:jjjefff@tiscali.co.uk)

1. [CLICK FOR THE HISTORY OF AIRGUNS](#)
2. [CLICK FOR MAINTENANCE No1](#)
3. [CLICK FOR MAINTENANCE No2](#)
4. [CLICK FOR THE Co2 STORY](#)
5. [CLICK TO HAVE A LOOK AT MY CURRENT COLLECTION](#)
6. [CLICK FOR STRANGE GUNS](#)
7. [CLICK FOR AUCTION RESULTS](#)



8. [CLICK FOR OTHER AIRGUN LINKS](#)

BUILD A FREE WEBSITE  
OF YOUR OWN ON

**Angelfire** 

[ [Home](#) ] [ [Up](#) ]

***CLICK 'UP' TO GO BACK***







C



[ [Home](#) ] [ [Up](#) ]

1. [\*\*CLICK FOR THE HISTORY OF AIRGUNS\*\*](#)
2. [\*\*CLICK FOR MAINTENANCE No1\*\*](#)
3. [\*\*CLICK FOR MAINTENANCE No2\*\*](#)
4. [\*\*CLICK FOR THE Co2 STORY\*\*](#)
5. [\*\*CLICK TO HAVE A LOOK AT MY CURRENT COLLECTION\*\*](#)
6. [\*\*CLICK FOR STRANGE GUNS\*\*](#)
7. [\*\*CLICK FOR AUCTION RESULTS\*\*](#)
8. [\*\*CLICK FOR OTHER AIRGUN LINKS\*\*](#)

